

**BHORUKA**

A YKK AP COMPANY

**IWIN**<sup>TM</sup>  
Aluminium Windows & Doors

# WHAT HAPPENS WHEN JAPANESE PRECISION MEETS INDIAN IMAGINATION ?



Introducing the **IWIN** range of Aluminium Windows and Doors from Japan's Largest Architectural Product Company

**Global Assurance | Japanese Excellence | Comprehensive In-House Capabilities**

## TABLE OF CONTENTS

Description	Page No
Concept of IWIN-S Aluminium Windows and Doors.....	01
Performance of IWIN-S Aluminium Windows and Doors.....	02 - 04
IWIN-S Water Tightness - 600Pa.....	05
IWIN-S Product Line-up.....	06
Sliding.....	07
Variation of Leaves.....	07
Types of Interlocks.....	07
Safety and Useful Functionality (Sliding).....	08-09
Casement.....	10
Safety and Useful Functionality (Casement).....	10-11
Fixed.....	12
Top Hung.....	12
Door.....	12
IWIN-S Big Openings.....	13
Performance.....	13
Variation of Leaves.....	13
Size Limitation.....	14
Types of Interlocks.....	14
Value Added Parts & Accessories.....	15-18
Concept of IWIN-E Aluminium Windows and Doors.....	19
Performance.....	20
IWIN-E Product Line-up.....	20
Sliding.....	20
Casement / Top Hung + Flyscreen.....	21
Louvers.....	21
Integrated Manufacturing Chart.....	22
Section Drawings.....	23-25



Aluminium Windows & Doors

## **TRANSFORMING HOMES WITH UNMATCHED QUALITY**

With IWIN-S, we combine the highest manufacturing standards backed by Japanese precision to enhance your living environment. YKK AP's global operational excellence and regional insights, fuelled by extensive research and development, delivers products tailored to your needs and offers unparalleled safety, comfort, and lifestyle enhancement.

Immerse yourself in elevated living with our performance-driven **IWIN-S Aluminium Windows and Doors**. Experience unparalleled comfort with advanced features, from air infiltration control to sound insulation, providing a lifestyle of both luxury and peace.

Structural Performance (Wind Load)	2,500 Pa Deflection: 1/175	ASTM E 330
Air Infiltration	5.4m <sup>3</sup> / (h.m <sup>2</sup> ) Maximum at 75Pa	ASTM E 283
Water Tightness	300Pa / 350Pa	ASTM E 331. 537
Sound Insulation	Grade t-2 (-30dB)	JIS A 1416
Open Close Testing	30,000 Cycles, No Damage	JIS A 4706
Glass Thickness	5-26mm	

## Structural Performance - 2500Pa

Wind load performance of IWIN-S (2500 Pa) covers up to 200m high rise buildings in Indian Cities.

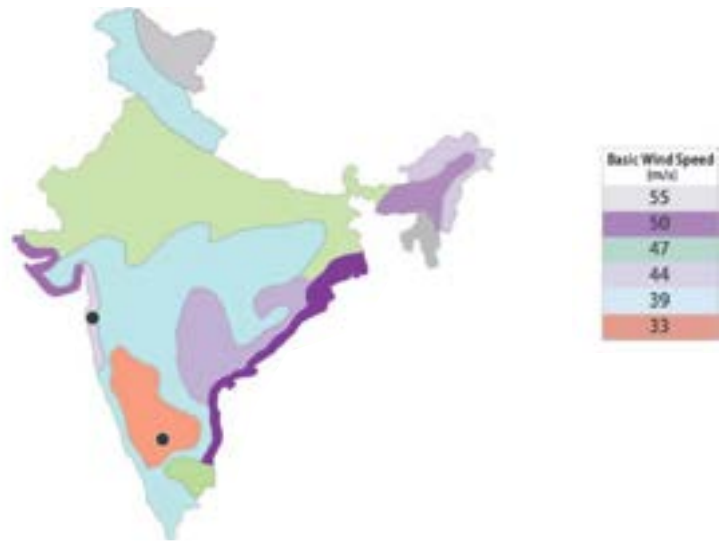
Wind Speed Distribution Area Map in India [IS 875:Part3]

### Mumbai

Basic Wind Speed : 44m/s  
 Building Height : 200m [66 Stories]  
 Front : 1617Pa, Corner : -2,264Pa

### Bangalore

Basic Wind Speed : 33m/s  
 Building Height : 150m [50 Stories]  
 Front : 864Pa, Corner : -1210Pa

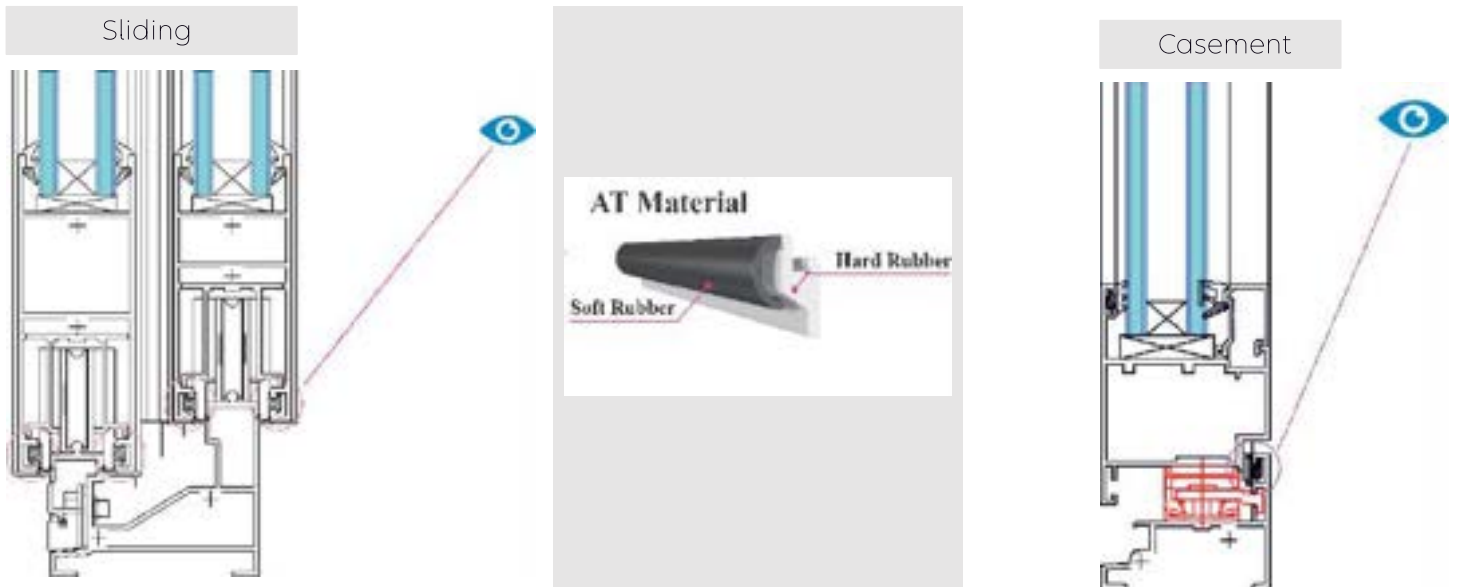


City	Front	Corner
Bangalore	864Pa	-1210Pa
Mumbai	1617Pa	-2264Pa

## Air Infiltration - 5.4m<sup>3</sup>/h.m<sup>2</sup>

Air-infiltration is maintained by Japanese technology using dual hardness thermoplastic elastomer seal strips.

1. YKK AP accessories assure high airtight performance with **Rubber AT Materials** placed inside and outside.
2. **Wind Stoppers** with layers keep the balance of air tightness and ensure smooth operations. They also prevent the entry of external wind through the gaps in the interlocking stiles ensuring a draft free and comfortable indoor environment

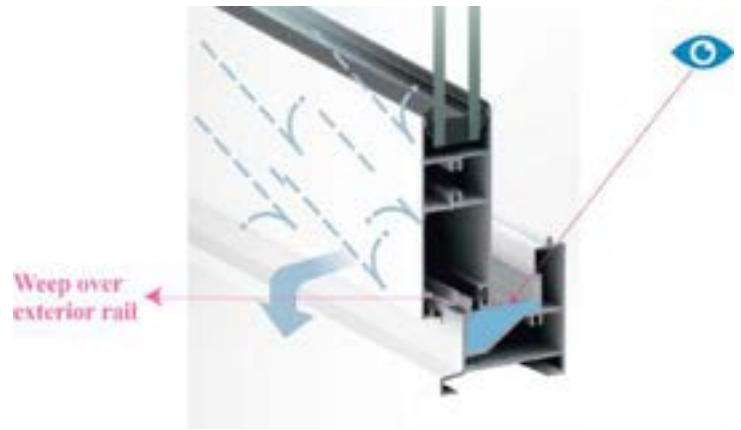
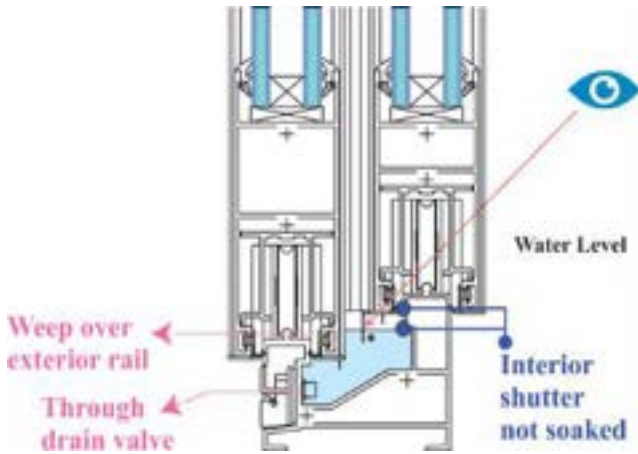


Water Tightness - 300/350Pa

IWIN-S Aluminum Sliding Door/Window features a Step Sill Structure which is a Patented technology by YKK AP.

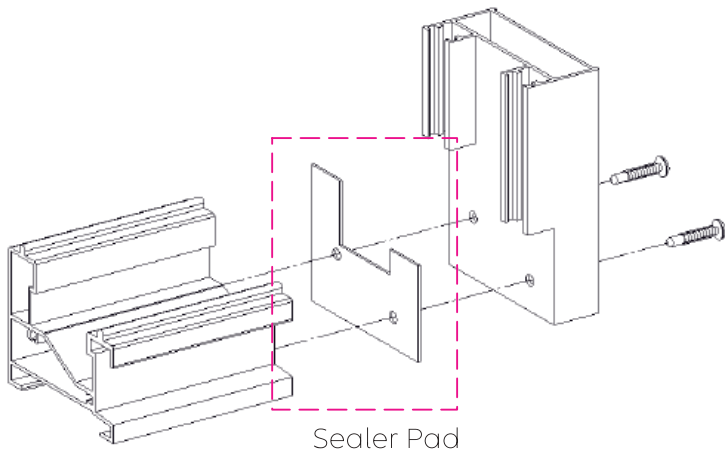
Superior Drainage

YKK AP's Step System Structure uses a raised two rail design to ensure superior drainage which ensures a stable Water Tightness of 350Pa.

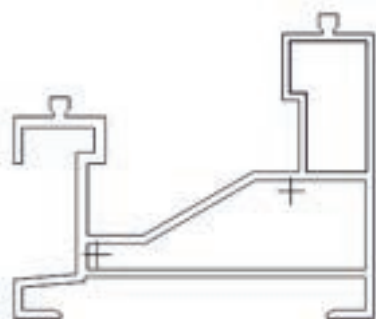


Stable Sealing

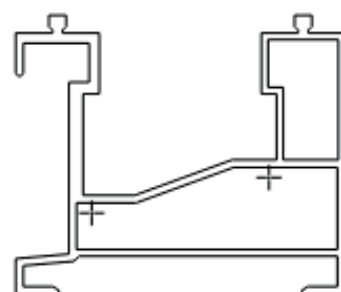
IWIN-S Aluminum Windows and Doors features 90 Degree joints with a Sealer Pad, which ensures a stable water tightness of 350 Pa.



Sealer Pad is designed to keep water entering inside and give sufficient water tightness. Watertight performance is tested for 15 minutes under 3.4 litres/ min / Sq.m sprayed water based on ASTM standards



Step Sill (350Pa)



Flat Sill (300Pa)

## Open Close Durability Test

Bhoruka Extrusions (A YKK AP company) conducts in-house testing for durability and operations, maintaining high quality and performance that lasts for a long period of time.

Test	Process	Result
Open	Slide Open-30,000 sequences	Pass
Close	Slide Close-30,000 sequences	Pass

### Test Specimen

Sliding, 2 Track 2 Shutter

Size : W 2500mm x H 2500mm

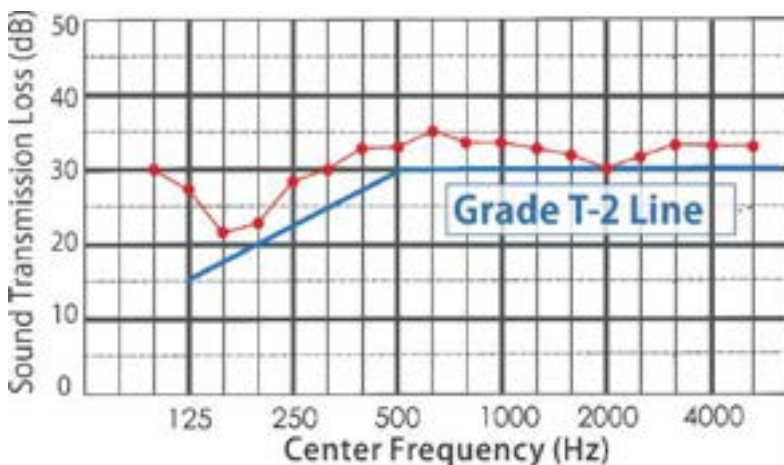
Glass : Double Glazing, FL6 +A12+FL8

Weight of the Shutter : 103.6 Kg

### Test Result

After 30,000 times of opening and closing there were no disorder for operation equivalent to 10 years usage considering 8 times of opening and closing per day.

## Sound Insulation (-30dB), JIS A 1416



### Test Specimen

Sliding, 2 Track 2 Shutter

Size : W 2500mm x H 2500mm

Glass : Double Glazing, FL6 +A12+FL8

Weight of the Shutter : 103.6 Kg

— TEST RESULT OF SPECIMEN  
— GRADE T-2 LINE

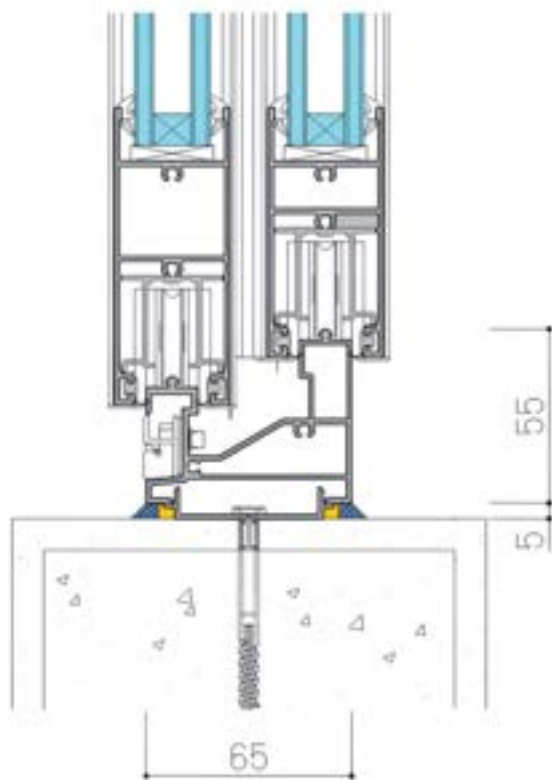


- The increasing frequency and severity of tropical cyclones in India have significantly impacted the design and performance requirements for aluminium doors and windows, particularly in coastal regions.
- The aluminium doors and windows now need to be more water-tight, wind-resistant, and durable, with better sealing systems.
- This has led to stricter building codes, higher manufacturing standards, and an overall improvement in the quality of materials used for doors and windows in cyclone-prone areas.
- Observed Wind Velocity (1945-2006)

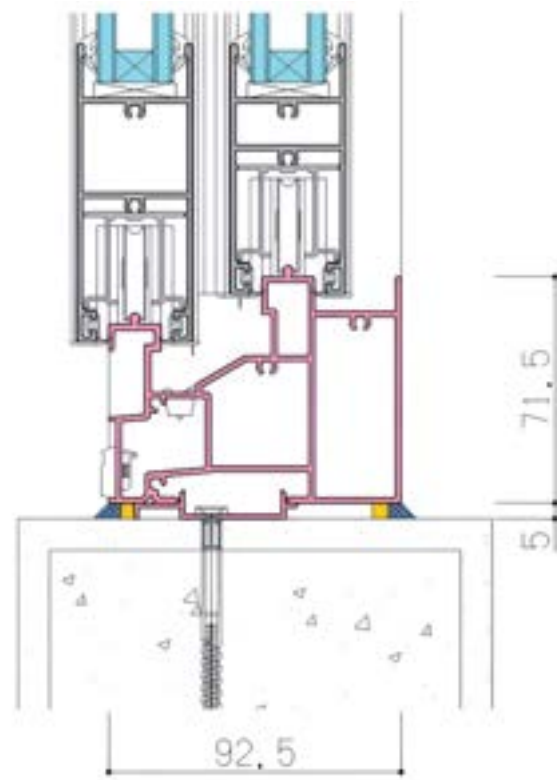
		Observed Value	Corresponding Value for 150m
Mumbai	West Coastal Area	9.3m/s	16.7m/s -->170Pa
Bangalore	South Inland Area	4.1m/s	74m/s -->33Pa

**Water Tightness - 600 Pa**

The upgraded 600 Pa water tightness feature for our IWIN-S Aluminium Windows and Doors, designed to meet the increasing demands for superior performance in cyclone-prone regions and other coastal regions. The IWIN-S Windows and Doors now feature a bottom sill with an increased height of 71.5 mm (up from the previous 55 mm), ensuring enhanced water drainage and preventing water ingress during heavy rainfall or storm conditions.



Water Tightness-350Pa



Water Tightness-600Pa



Discover a range of IWIN-S Windows and Doors that seamlessly blend safety, comfort, and lifestyle.

Typologies	Variations	Windload	Water Tightness	Glass Type
Sliding	2 Track + 2 Shutter / 4 Shutter	2500Pa	350Pa	SGU(18mm) / DGU (32mm)
	2.5 Track + 2 Shutter	2500Pa	600Pa	SGU(18mm) / DGU (32mm)
	3 Track 2 Shutter (1 Fly-screen)	2500Pa	350Pa	SGU(18mm) / DGU (32mm)
	3 Track + 3 Shutter / 6 Shutter	2500Pa	350Pa	SGU(18mm) / DGU (32mm)
	3.5 Track + 3 Shutter	2500Pa	600Pa	SGU(18mm) / DGU (32mm)
	Single Sliding with Integrated Railing	2500Pa	350Pa	*Railing- SGU(18mm)
	Monorail	2500Pa	350Pa	SGU(18mm) / DGU (32mm)
Corner Sliding	90 Degree Corner Joint (2T4S)	2500Pa	-	SGU(18mm)
	90 Degree Corner Joint (3T6S)	2500Pa	-	SGU(18mm)
Big Opening	2 Track + 2 Shutter / 4 Shutter	2500Pa	200Pa	SGU(18mm)
	3 Track + 3 Shutter / 6 Shutter	2500Pa	150Pa	DGU(32mm)
Slim Type	2 Track + 2 Shutter	800Pa	200Pa / 150Pa	DGU(32mm)
Casement	-	2500Pa	350Pa/600Pa	SGU(18mm) / DGU (32mm)
Top Hung	-	2500Pa	350Pa	SGU(18mm) / DGU (32mm)
Fixed	-	2500Pa	350Pa	SGU(18mm) / DGU (32mm)
Door	Single Door	2500Pa	350Pa	SGU(18mm) / DGU (32mm)
	Double Door	2500Pa	350Pa	SGU(18mm) / DGU (32mm)



## Sliding

- Experience safety and comfort while elevating your lifestyle with the IWIN-S Standard Sliding Windows and Doors.
- With a maximum height of 2500mm and a shutter width of 1250mm, they offer a wind load performance of 2500 Pa and water tightness upto 600 Pa, featuring interlocking stiles of A, B, C, D with a face dimension of 35mm.



Variation	2 Track	3 Track
Frame Depth	65 mm	113.5 mm
Glass Groove	32 mm (18 mm)	
Maximum Height	3200mm	
Maximum Width	1600mm / leaf	



## Variation of Leaves



2 Leaf



3 Leaf



4 Leaf



6 Leaf

## Types of Interlocks

The slim and strong interlock profiles with large openings allows to admire the beauty of the World outside from the comfort of your home. These Profiles also offer various Glass thickness to leave the noise outside so that you can step inside your space of Peace.

Single Glazing Unit

A Type



B Type



C Type



D Type



Double Glazing Unit

A Type



B Type



C Type



D Type

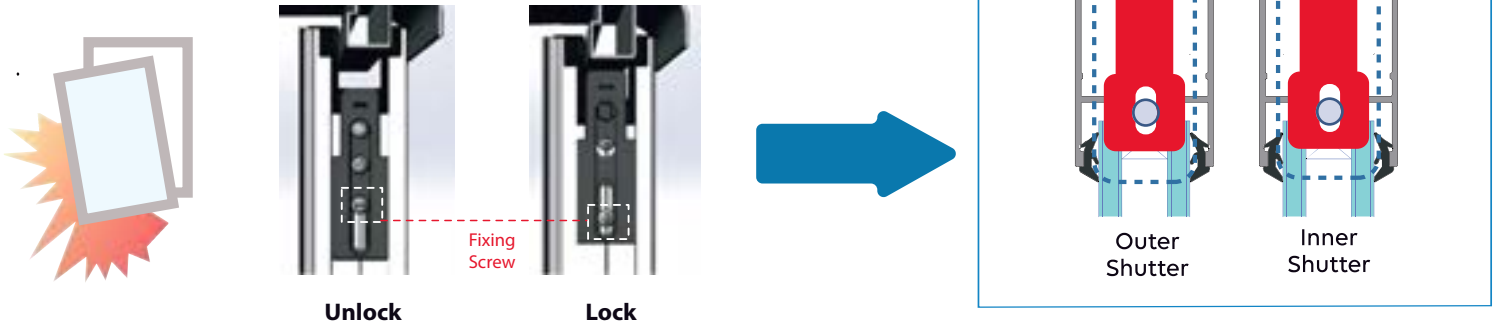


## Safety and Useful Functionality (Sliding)

### Anti Lift Device

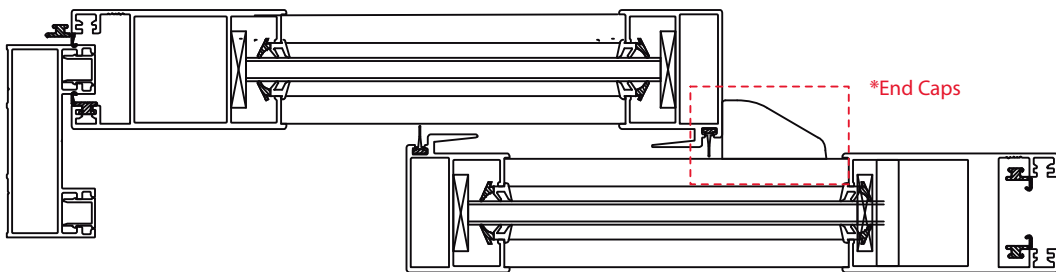
Our IWIN-S Sliding Windows & Doors feature an essential safety component - the Anti Lift Device.

This device sets a new standard for both inner and outer shutters, providing a reliable safeguard against accidental shutters dislodgement.



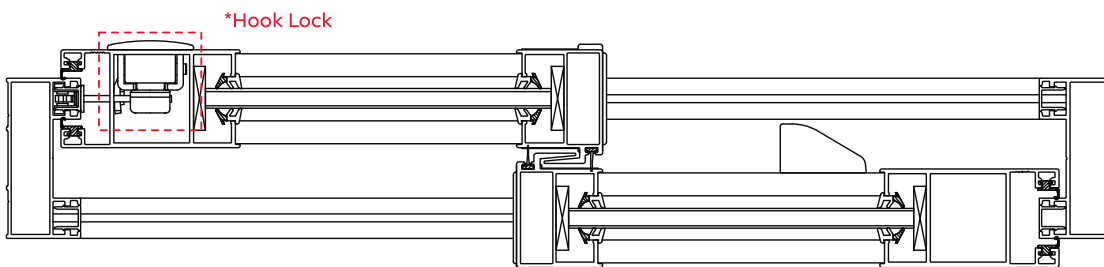
### End Cap

End Caps are thoughtfully designed to prevent accidental injuries to hands and fingers while operating the windows, ensuring a worry-free experience for you and your loved ones. End Caps prevents the shutters from hitting each other, preserving the window's structural integrity, and enhancing the overall durability.



### Hook Lock

Hook Lock is set inside to enhance operatability, such as locking / unlocking and opening / closing the Window. All our locks positions and accessories are meticulously tested and verified based on human engineering principles.

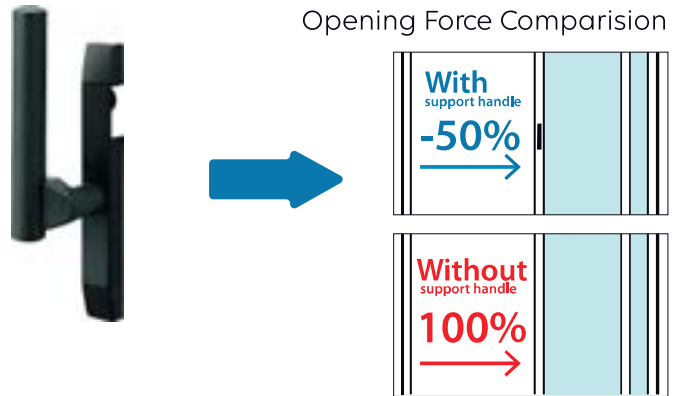


Safety and Useful Functionality (Sliding)

Support Handle [ Optional ]

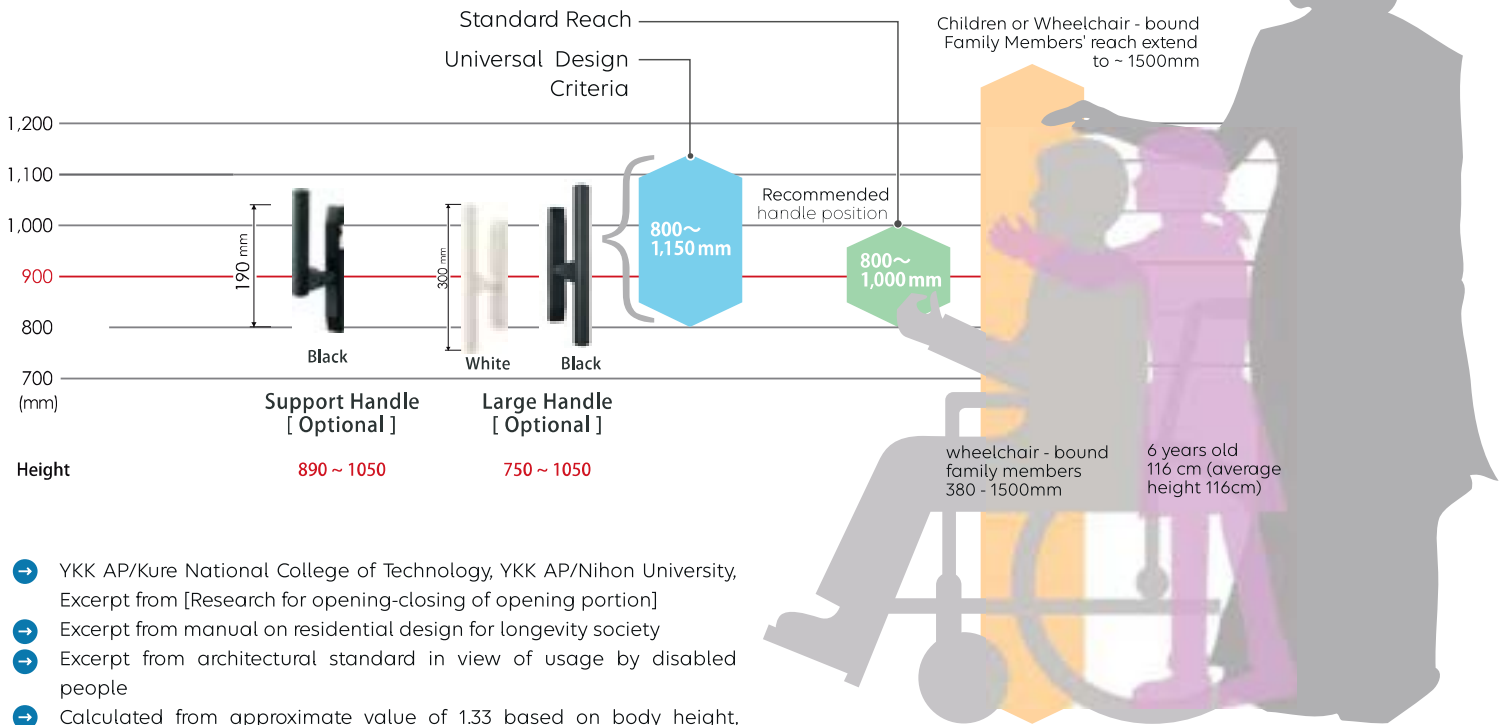
Our IWIN -S Sliding Windows feature meticulously designed ergonomic handles, setting new standards in user-friendly window systems. We prioritise your comfort and convenience by ensuring the ideal operational position for every family member, young and old.

\*The opening force differs depending on the size of the window



Operation Handle Position

Position of all accessories are considered by continuous testing and verification based on human engineering



- YKK AP/Kure National College of Technology, YKK AP/Nihon University, Excerpt from [Research for opening-closing of opening portion]
- Excerpt from manual on residential design for longevity society
- Excerpt from architectural standard in view of usage by disabled people
- Calculated from approximate value of 1.33 based on body height, Excerpt from architectural design data collection

Rollers

The IWIN-S Sliding Window systems come with different types of rollers, each catering to specific weight requirements. The choice of roller depends on the weight of the leaf/shutter and the desired level of functionality for your sliding windows or doors.



Single Roller



Dual Roller

Roller Type	Load bearing Capacity
Single Roller	≤100 Kgs
Dual Roller	≤150 Kgs
Triple Roller	≤250 Kgs

## Casement

- Embrace the convenience of wide opening angles in casement window up to 90 degrees in a side hung configuration, allowing for easy glass cleaning from indoors.
- For added safety, the child lock restricts the opening to 110mm.
- The IWIN-S Casement Window features an advanced friction stay, providing smooth operation and secured positioning.
- The friction stay prevents the window shutter from falling, ensuring safety even if screws become loose.


Variation	Casement
Frame Depth	50 mm
Glass Groove	32 mm (18 mm)
Maximum Height	1800mm
Maximum Width	900mm



## Safety and Useful Functionality (Casement)

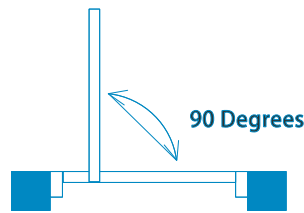
### Safety Stopper [Child Lock]

Enhanced safety for children, the child lock restricts the window's opening to 110mm, reducing the risk of accidents or falls for young children, creating a secure and child-friendly environment. As of now, this Safety Stopper/Child Lock is an optional feature.



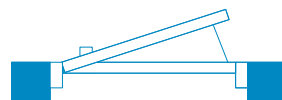
#### Full Open

Cleaning of glass can be easily done when opening the shutter to 90 degrees. To prevent the accidents, a child lock is provided as additional safety.



#### Half Open

The opening can be restricted to 110mm for safety measures. This can also prevent shutters from rattling even with a strong gust of wind.



## Safety and Useful Functionality (Casement)

### Friction Stay

Our casement windows feature advanced friction stay, a key component that ensures smooth and secure operation.

### Secured Positioning

The friction stay fits into a dedicated slot in the frame, ensuring precise and stable positioning of the window panel.

### Enhanced Safety

Even if screws become loose, the friction stay prevents the window shutter from falling, providing an added layer of safety and a peace of mind.



### Wide Opening Angle

Enjoy the convenience of opening your window panel up to 90 degrees in a side hung configuration, allowing for easy and safe cleaning of glass from indoors.



The selection of the appropriate friction stay is based on the specific dimensions and weight of the casement window, ensuring optimal performance and functionality.

Type & Size	Allowable Weight in Kgs
Type 1- 10 Inch	≤18
Type 2- 12 Inch	≤30
Type 3- 16 Inch	≤50

The friction stay withstands repetitive opening and closing without deformation or failure. The friction stay has passed a test of 10,000 cycles which is equivalent to 10 years of use.

## Fixed

- Fixed window with a sleek frame depth of 50mm and precision-engineered 90 degree joints for both outer and inner frames.
- The glass groove, tailored for Single Glazing Units (SGU) with an 18mm depth and compatible gaskets for 5mm to 10mm glass thickness, ensures optimal insulation and clarity.
- The fixed window seamlessly combines durability, aesthetics, and functionality to elevate any space.

Variation	Fixed
Frame Depth	50 mm
Glass Groove	32 mm (18 mm)



## Top Hung

- Discover the elegance and functionality of our Top Hung Window with a sleek frame depth of 50mm.
- Designed with precision, it features a secure multipoint locking option, ensuring peace of mind and enhanced safety.
- Elevate your living spaces with this sophisticated window, combining style and security.

Variation	Top Hung
Frame Depth	50 mm
Glass Groove	32 mm (18 mm)
Maximum Height	1800 mm
Maximum Width	900 mm



## Door

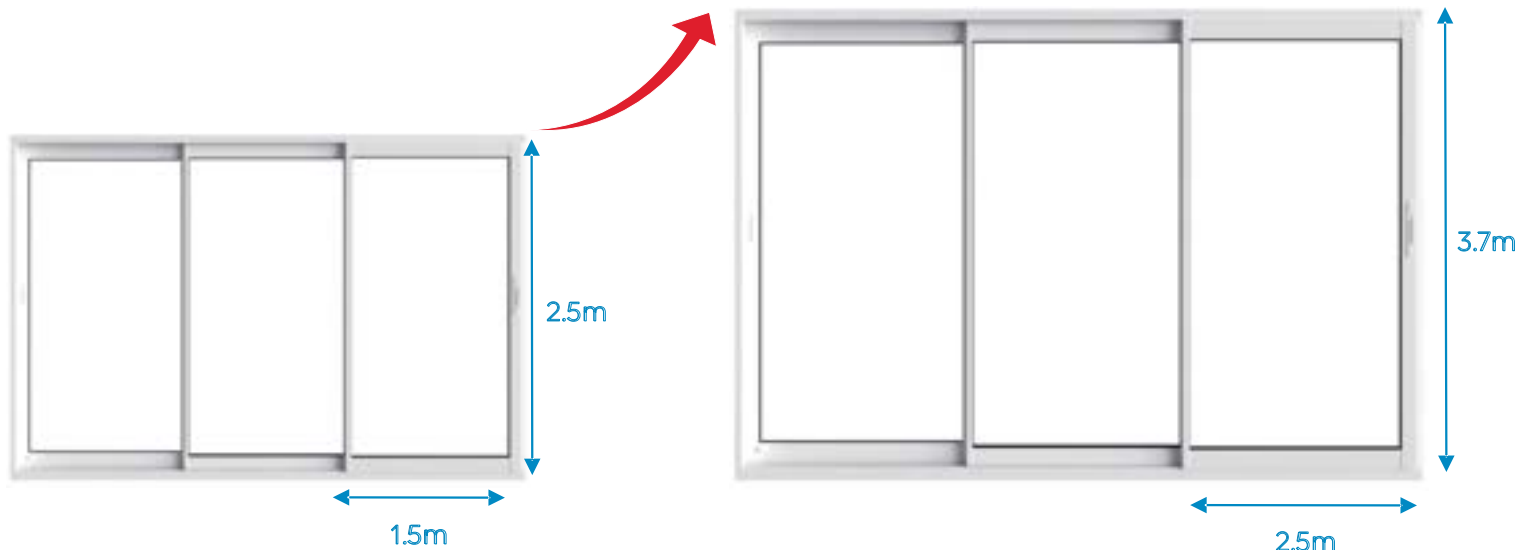
- The IWIN-S Doors, features a frame depth of 50mm and a reliable multipoint locking option, ensuring both elegance and security.
- Choose from our two variations: Single Door and Double Door with a centre Muntin, each offering a seamless blend of style and durability.
- Elevate your entryways with these refined doors, enhancing the aesthetics and functionality of your living spaces.

Variation	Door
Frame Depth	50 mm
Glass Groove	32 mm (18 mm)
Maximum Height	2400 mm
Maximum Width	1000 mm



## IWIN-S Introduces 'Bigger and Better' for enhanced Safety, Comfort, and Life Style!

Elevate your living experience with IWIN-S doors, offering expansive heights up to 3700 mm and wide shutter spans up to 2500 mm. Featuring E and F stiles of interlocks, enjoy breathtaking views with maximum safety.



### Tested System with Basic Performance

Height	Up to 3700mm
Width	Up to 2500mm / Shutter

Note: The feasibility of height is dependent on certain conditions, Please contact us for more details

### Performance

#### Tested System with Basic Performance

Structural Performance (Wind Load)	1,200 Pa Deflection: 1/175	ASTM E 330
Air Infiltration	5.4m <sup>3</sup> /(h.m <sup>2</sup> ) Maximum at 75Pa	ASTM E 283
Water Tightness	200Pa	ASTM E 331. 537
Sound Insulation	Grade T-1	JIS A 1416
Open Close Testing	30,000 Cycles, No Damage	JIS A 4706
Glass Thickness	5-26mm	

### Variation in Leaves

#### Frame Depth

2 Track	65mm, Glass Groove : 32mm (18mm)
3 Track	113.5mm, Glass Groove : 32mm (18mm)



2 Leaf



3 Leaf

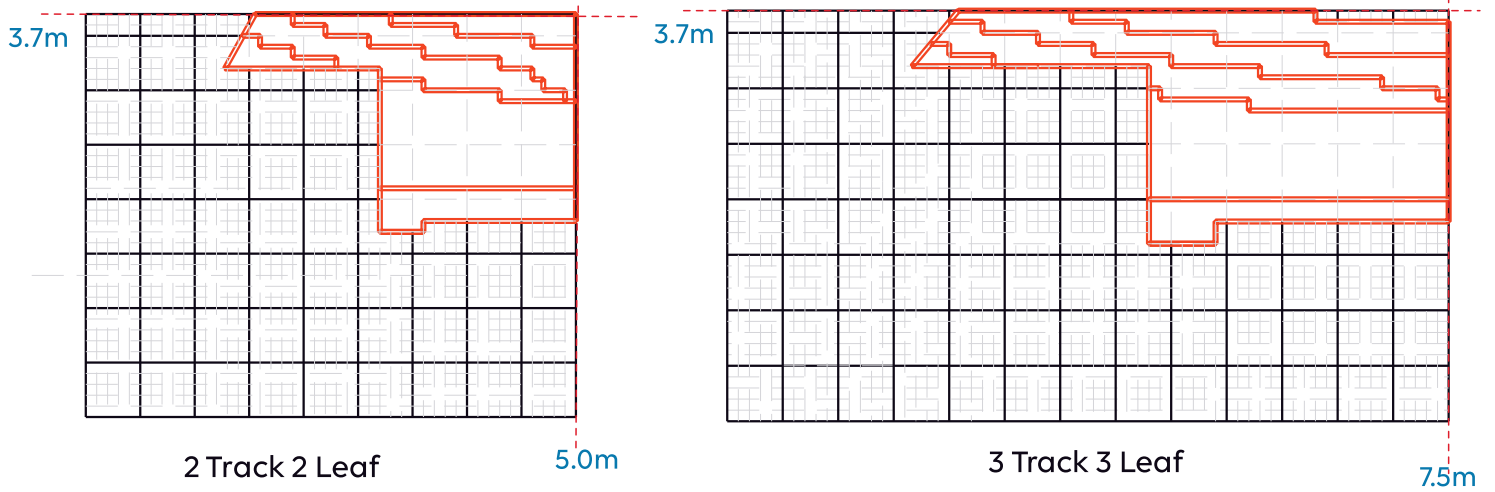


4 Leaf



6 Leaf

## Size Limitation



\* This size limitation chart is for the windload of 800Pa


## Types of Interlocks

The IWIN-S “Big Openings” features E and F stiles of interlocks where you can enjoy breathtaking views with maximum safety.

Single  
Glazing  
Unit



Double  
Glazing  
Unit





# DID YOU KNOW ?

“  
The majority of Parts & Accessories for IWIN Aluminium Windows and Doors are manufactured In-house at YKK AP  
”



Our offerings include Anti-Lift Devices for added security, durable EPDM Gaskets ensuring weather resistance, ergonomic Handles for effortless operation, and Child Locks for a safer environment – all meticulously designed and Manufactured by YKK AP with decades of expertise.

## Anti-Lift Device



The Anti Lift Device is made up of Acrylonitrile Styrene Acrylate, which is a type of thermoplastic material.

**Added Security:** By immobilising the shutters, the Anti Lift Device offers an additional layer of security against intruders, enhancing the overall protection of your living spaces.

**Peace of Mind:** With the Anti Lift Device in place, you can enjoy peace of mind, knowing that your sliding windows are fortified against potential accidents and unauthorised access.

## Child Lock



The Childlock restricts the Opening to 110mm to avoid unexpected accidents.

**Promoting a Child-Friendly Environment:** With the Child Lock feature, our Casement windows prioritise safety, aligning perfectly with our brand's theme of Safety, Comfort, and Lifestyle.

**A Must-Have Feature for Families:** Ideal for homes with young children or safety-conscious families, the Child Lock in our side-hung windows ensures improved safety and security, elevating the overall living experience.

## Drain Valve



The Drain Valve is manufactured in-house at YKK AP using [acrylonitrile Styrene Acrylate](#), which is a type of thermoplastic material.

The Drain Valve Facilitates flow of water from the [step sill structure](#).

The opening of Drain Valve works under the pressure exerted by the water which is created due to the step sill arrangement to ensure [superior drainage](#).

The material which is used to manufacture is carefully considered that it comes in contact with the water during monsoon season.

## End Cap



End Caps are manufactured in-house at YKK AP using POM (Polyoxymethylene).

[Preventing Injury](#): The IWIN-S Sliding End Caps are thoughtfully designed to prevent accidental injuries to hands and fingers while operating the windows, ensuring a worry-free experience for you and your loved ones.

[Shutter Protection](#): Our End Caps act as guardians, preventing the shutters from hitting each other, preserving the window's structural integrity, and enhancing the overall durability.

## Friction Stay



[SUS304 Stainless Steel Friction Stay](#): Highly corrosion-resistant for long-lasting performance.

Withstands repetitive opening and closing with deformation or failure. The Friction stay has passed a test of [10,000 cycles \(equivalent to 10 years of use\)](#)

Our product range comprises [three distinct friction stay](#) variants, each designed to accommodate varying casement window sizes and weight bearing capacities.

## Handles



Handles are manufactured in-house at YKK AP using [SUS304 stainless steel](#) material withstands repetitive opening and closing without deformation or failure.

[Universal Design Criteria](#): Our handles are strategically positioned to accommodate everyone in your family, including children.

The recommended handle height ranges from [800mm to 1,000mm](#), ensuring easy access and operation for all.

[Enhanced Ergonomics](#): The flush handle lock, support handle, and large handle options provide versatile choices to suit your preferences and needs, delivering the utmost ease of use.

## Hook Lock



Hook Lock is manufactured in-house at YKK AP using [SUS304 stainless steel](#) material which offers corrosion resistance, strength and durability.

**Human Engineering-Based Design:** All our locks positions and accessories are meticulously tested and verified based on human engineering principles.

Our focus is to deliver a long and comfortable life for multi-unit housing, catering to diverse needs.

## Rollers



We take pride in manufacturing these rollers in-house at YKK AP, ensuring the highest quality and performance.

The IWIN-S Sliding Window Systems come with different types of rollers, each catering to specific weight requirements.

We use [Polyoxymethylene \(POM\)](#) as the material for our rollers, which offers exceptional advantages.

The choice of roller depends on the weight of the leaf/shutter and the desired level of functionality for your sliding windows or doors.

## Gaskets



[EPDM \(Ethylene Propylene Diene Monomer\)](#) & [PVC \(Poly Vinyl Chloride\)](#), The core material of our gaskets, offers unparalleled benefits. At IWIN-S, we go beyond conventional solutions. Our Aluminium Windows & Doors feature innovative EPDM & PVC gaskets, surpassing traditional wool pile in airtight performance.

These advanced gaskets provide an airtight seal, seamless flexibility for easy installation, noise reduction ensuring optimal comfort and peace of mind in your living spaces.

## Wind Stoppers



The Windstoppers are manufactured in-house at YKK AP using [PA6 Material](#). PA6, also known as [Polyamide 6](#) or [Nylon 6](#), is a high-performance engineering thermoplastic known for its exceptional properties.

**Wind Protection:** Wind Stoppers prevent the entry of external wind through the gaps in the interlocking stiles, ensuring a draft-free and comfortable indoor environment.

**Dust and Debris Barrier [Air Infiltration]:** In-addition to Wind Protection, Wind Stoppers also block dust and debris from entering your living spaces helping to maintain a cleaner and healthier interior environment.

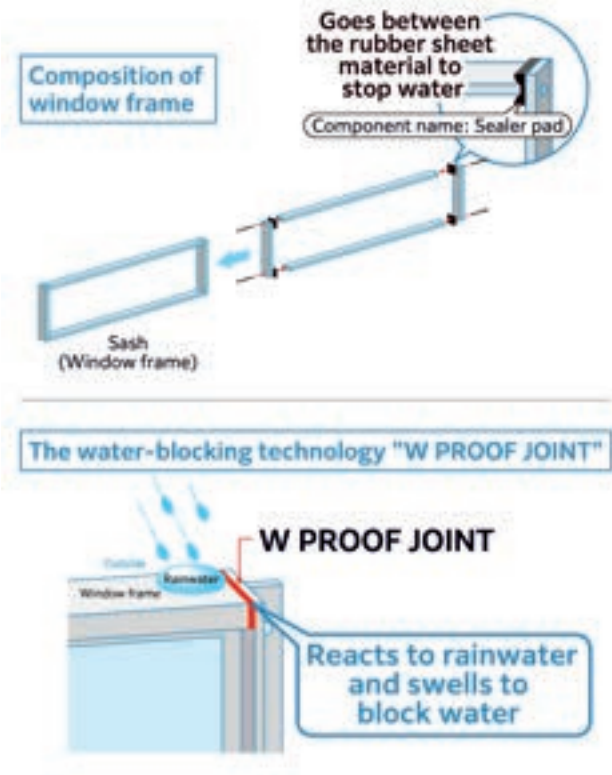
W PROOF JOINT

Preventing "Window Leaks"

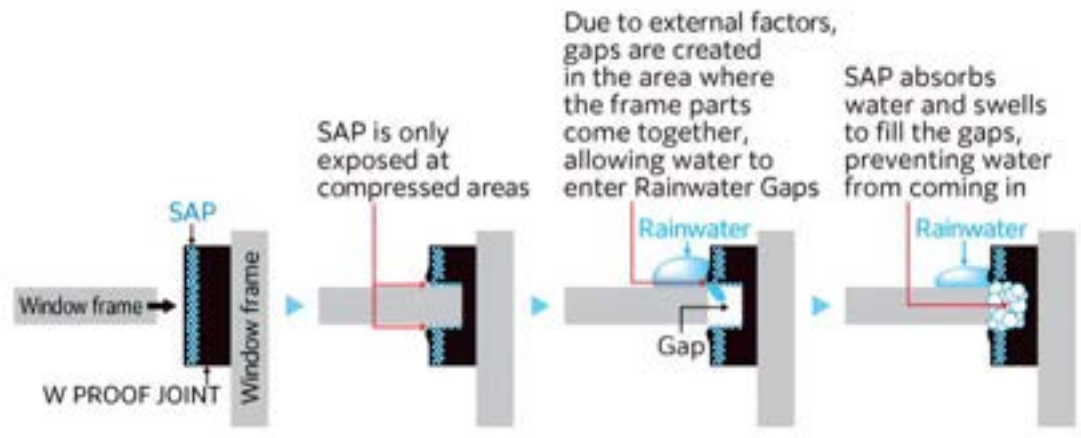
Technology for Maintaining Consistent Waterproofing, Regardless of Installation Skill Level



- YKK AP developed the "W PROOF JOINT," a water proofing technology to ensure consistent watertight performance in window frames, regardless of technician's skill.
- The sealer pad, made from rubber kneaded with SAP (Super Absorbent Polymer), reacts to water by expanding and preventing infiltration, even if gaps form at the sash joints.
- This design maintains waterproofing over time, even under continuous rainfall, UV exposure, and environmental stress.



Water - Blocking Mechanism



The design uses Protrusion Processing for the window frames to control screw tightening, and prevents the W Stop Joint seal from breaking due to overtightening.

Creating a slight overhang around the screw hole prevents physical damage to the sealer pad if the screw is overtightened.

The assembly technician can sense when the overhang comes in contact with the transverse component, ensuring appropriate tightening.

\*Black Colour Sealer Pad Only  
 \*Trademark has been registered for W Proof Joint



# IWIN E

Aluminum Windows & Doors

**WITH IWIN-E ELEVATE SERIES, SYSTEM PRODUCTS ARE NO LONGER LIMITED TO LUXURY PROJECTS. THEY ARE NOW WITHIN REACH FOR ANY PROJECT!**

IWIN-E is our new fenestration series which combines economic appeal and optimal functionality. Designed for spaces benefiting from indirect environmental exposure, this range ensures reliable performance, even for small openings. Priced in the low to mid-range segment, it offers exceptional value, blending affordability with quality for budget-conscious projects.

Structural Performance (Wind Load)	1,600 Pa Deflection: 1/175	ASTM E 330
Air Infiltration	5.4 m <sup>3</sup> /(h.m <sup>2</sup> ) Max at 75 pa	ASTM E 283
Water Tightness	150 pa	ASTM E 331 *Repeated Water Penetration test to be confirmed
Sound Insulation	-	-
Open Close Testing	10,000 Cycles, No Damage	JIS A 4706
Glass Thickness	5 & 6 mm	

Air and Water Tightness performance is only for Sliding and Casement only.

## IWIN-E Product Lineup

Typologies	Variations	Windload	Glass Type
Sliding	2 Track + 2 Shutter / 4 Shutter	1600Pa	SGU(18mm)
	2.5 Track + 2 Shutter	1600Pa	SGU(18mm)
	2.5 Track + 4 Shutter	1600Pa	SGU(18mm)
	3 Track + 3 Shutter	1600Pa	SGU(18mm)
Casement	-	1600Pa	SGU(18mm)
Top Hung	-	1600Pa	SGU(18mm)
Fixed	-	1600Pa	SGU(18mm)
In-Casement	-	1600Pa	SGU(18mm)
Louvers	-	1600Pa	SGU(18mm)
In-Flyscreen	-	-	

## Sliding

### Lock System



#### Option 1 - Hook Lock

Hook Lock is suggested as the lock System for IWIN-E Sliding Doors and Windows.



#### Option 2 - Japan Standard Crescent Lock (Manufactured in-house at YKK AP)

Crescent with False Locking Prevention.



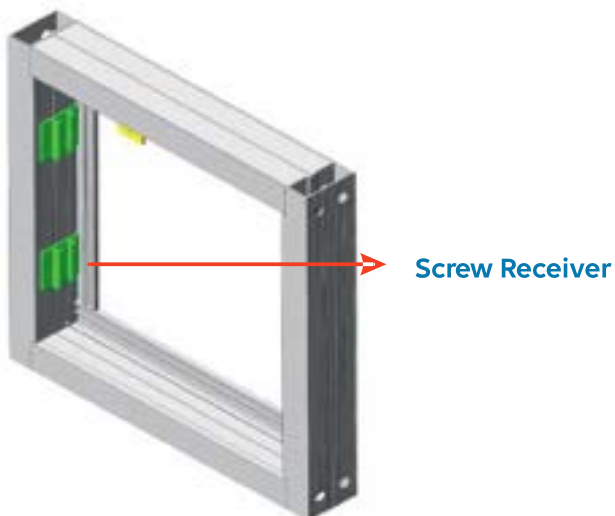
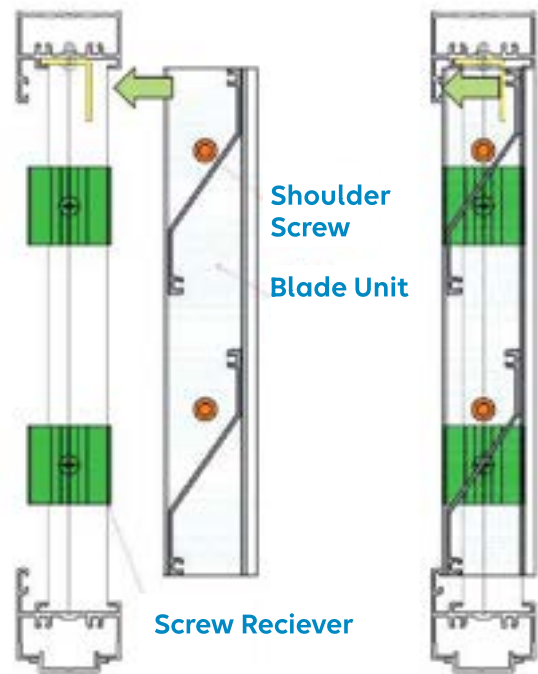
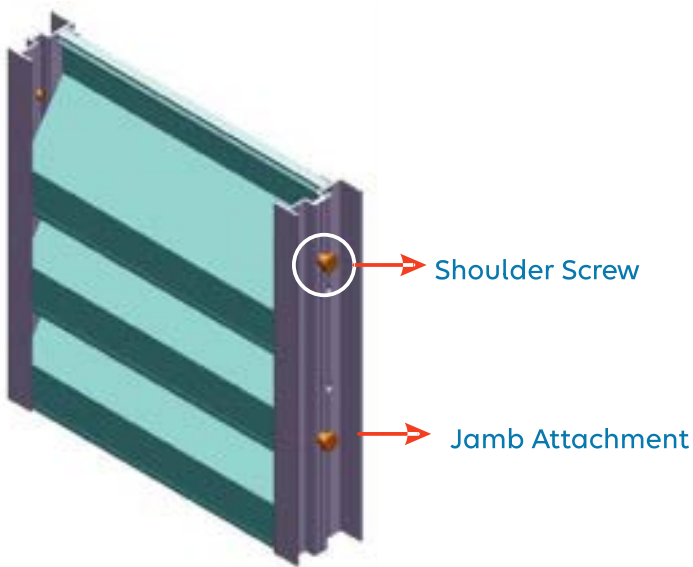
## Casement / Top Hung + Fly screen



IWIN-E also suggests Fly screen option for Casement and Top Hung.

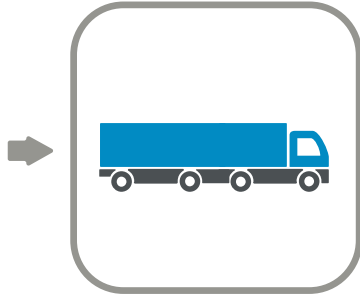
## Louvers

IWIN-E Casement / Top Hung typology features a cam latch handle (single point) which is manufactured inhouse at YKK AP.





Bhoruka Extrusions manufactures aluminium profiles for IWIN-S and IWIN-E Aluminium Doors and windows in-house. Our integrated Extrusion plant caters to Anodizing, Powder coating, and Machining capabilities providing a comprehensive turnkey solution. The aluminium profiles are either powder-coated or anodized based on customer requirements.



The aluminium profiles, parts and accessories are shipped to our authorised channel partners for the profile fabrication and glass installation.



Profile fabrication, glass installation and assembly is done by the authorised channel partners of Bhoruka Extrusions.



The door/window is installed by our channel partner under the supervision of the FTS team from Bhoruka Extrusions.

Scope of Work	Aluminium Extrusions	Parts & Accessories	Delivery	Fabrication Glass Assmebly	Installation	Project Management	Inspection	After Service
Bhoruka Extrusions	●	●	●			●	●	
Channel Partner				●	●	●	●	●

## About Bhoruka Extrusions

Bhoruka Extrusions is a 100% made-to-order aluminium extrusion company that caters primarily to the building & construction sector through our existing library of various Curtain Wall (unitised, semi-unitised, stick glazing and other glazing systems) and Door & Window ( YKK AP designed IWIN ) systems.

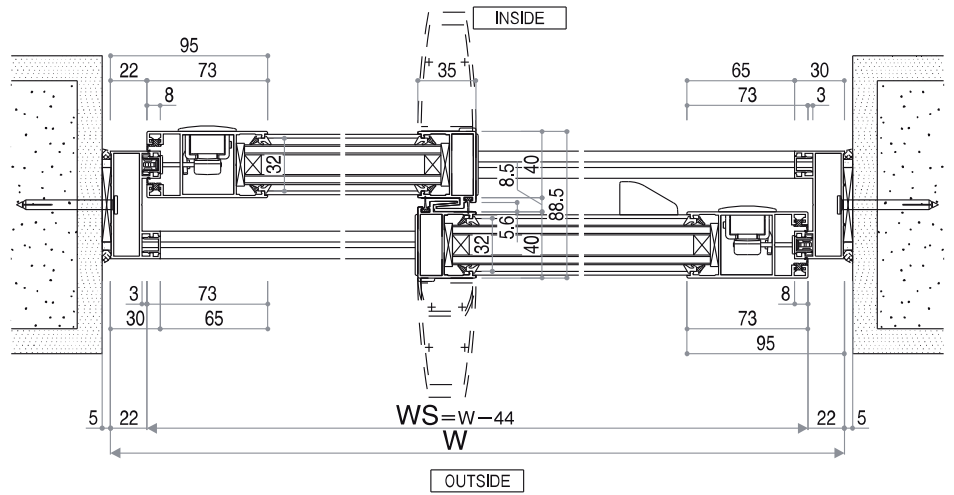
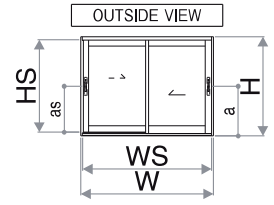
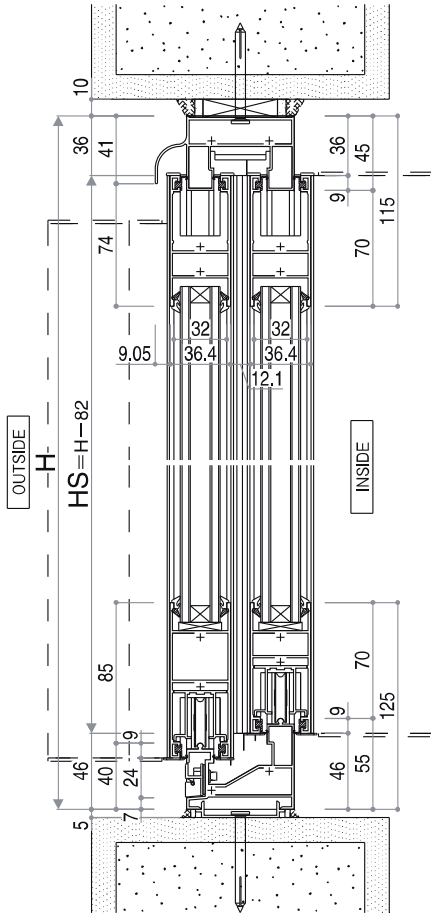
Bhoruka Extrusions also has extensive experience in custom-designed aluminium extrusions for sectors such as Automotive (including EVs), Electrical & Electronics, Metro, Railway, Rolling Stock, Solar, Renewables or any other customised shape that customers would like us to develop.



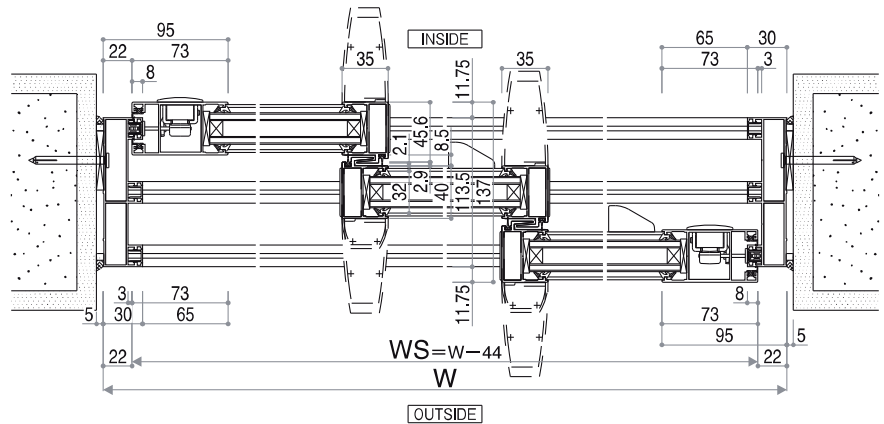
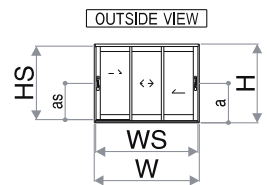
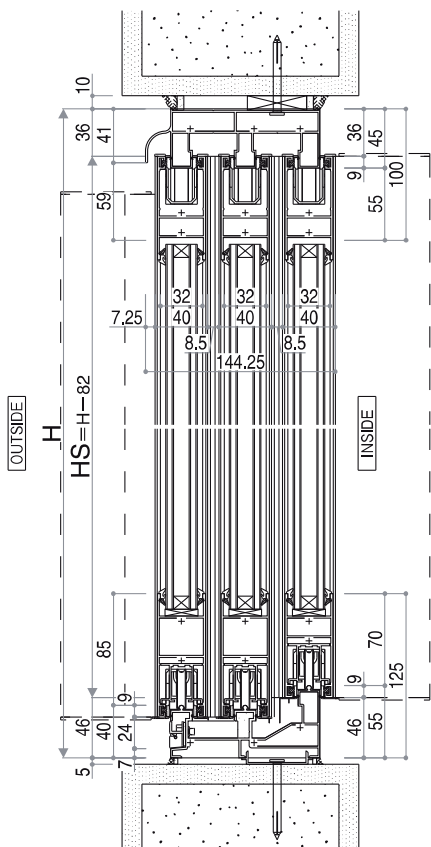
Ariel view of manufacturing plant located at Mysore, HO



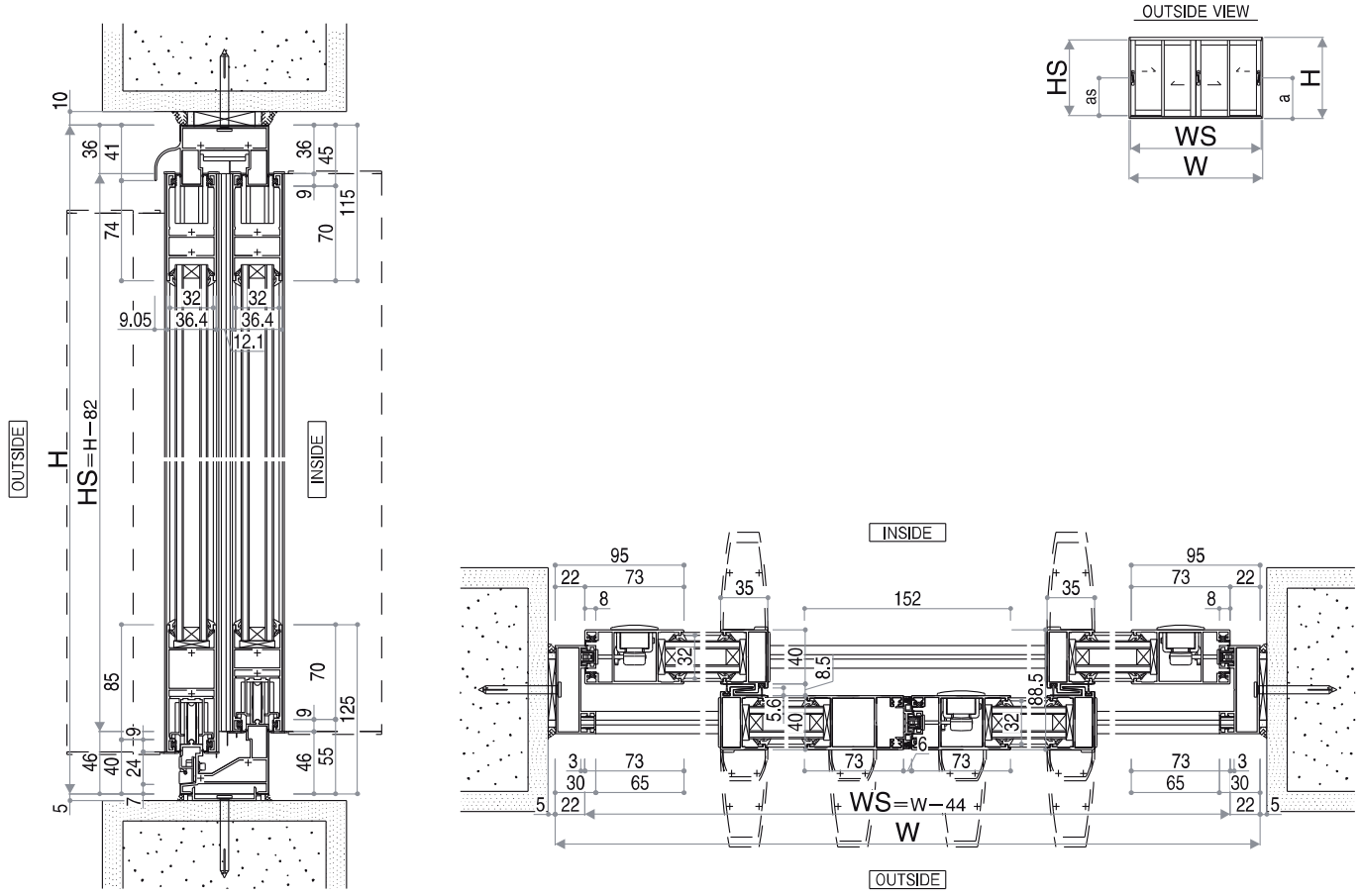
## 2 Track 2 Shutter



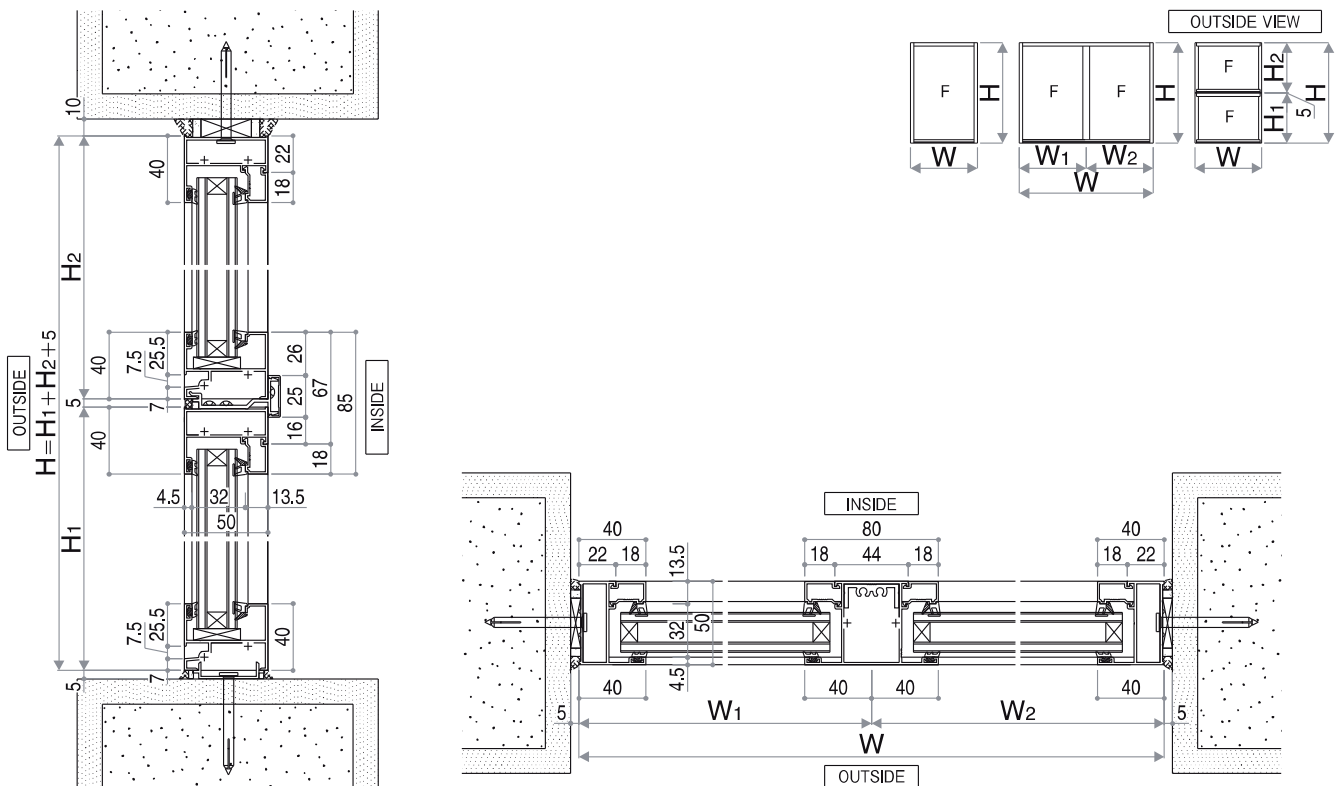
## 3 Track 3 Shutter



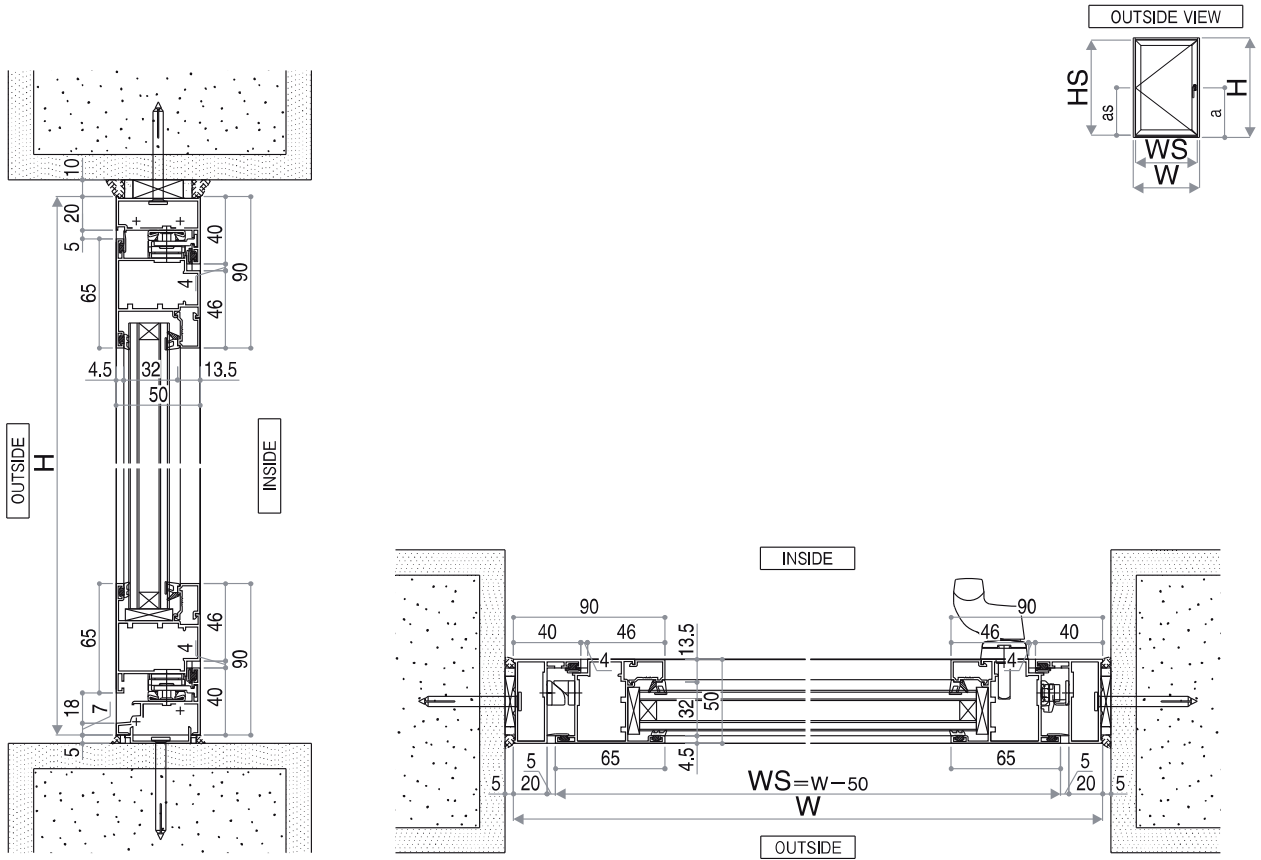
## 2 Track 4 Shutter



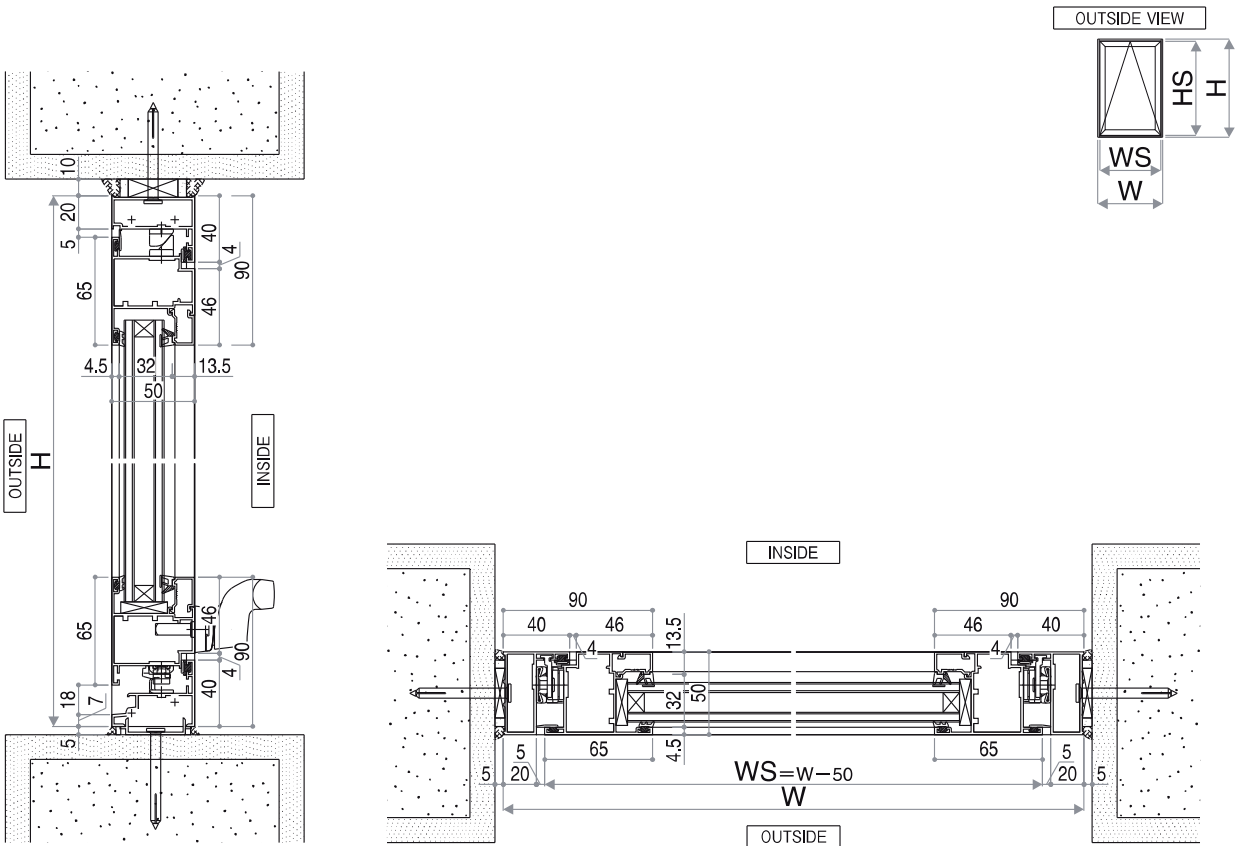
## Fixed



## Casement



## Top Hung

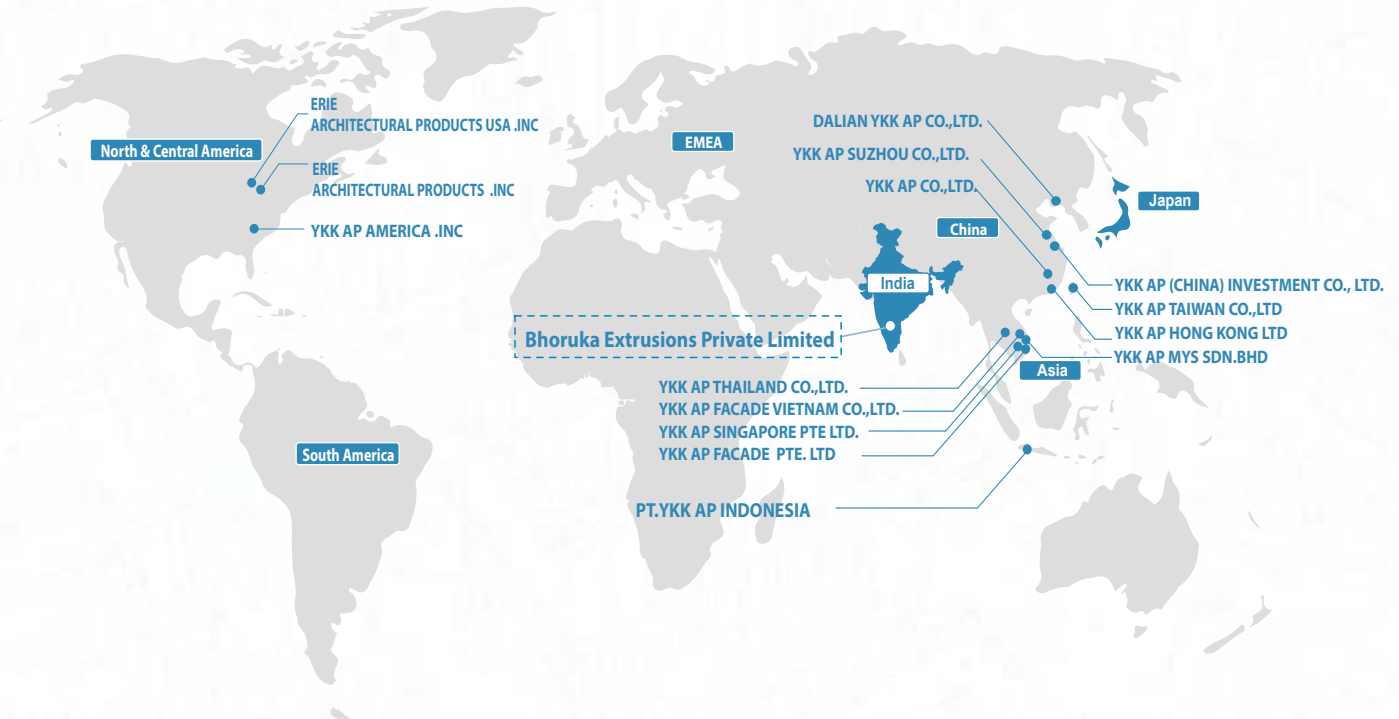


## PURPOSE OF YKK AP

We create a better society through architectural products.

## GLOBAL PRESENCE OF YKK AP

Manufacturing tailored to fit each country and region. We put into practice on the global stage of our product development, technology, and solution proposal capabilities that we have acquired through our business in Japan. We not only match each country and region's characteristics, but also respond to challenging requests from our overseas customers.



### Head-Office and Factory

#### Mysore

No 1, KRS Road, Metagalli Industrial Area,  
Metagalli, Mysore-570016

### Branches

#### Bangalore

No. 1001 & 1002,  
"A" Wing, 10F,  
Mittal Tower, M. G. Road  
Bangalore – 560001

#### Chennai

Regus Chennai Oce  
Centre Private Limited,  
No.329, Arcot Road,  
3rd Floor, Saligramam,  
Chennai – 600092

#### Delhi

C/o Fume Infotech Pvt. Ltd,  
# 500, 5th Floor, ITL Twin Tower,  
Netaji Subhash Place,  
Pitampura,  
New Delhi-110034

#### Hyderabad

Awfis Oyster Complex  
Greenlands Road  
Somajiguda, Begumpet  
Hyderabad-500016

#### Mumbai

F-438, 4th Floor,  
Solaris-1, Sakivihar Road Opp.  
to L&T Gate No.6 Andheri (East),  
Mumbai - 400072

#### Pune

Coherent, 2nd & 3rd Floor,  
Oce No. 201-205, B-Wing,  
Signet Corner, Baner,  
Pune – 411045

### Contact Details

#### Email

[enquiries@bhorukaextrusions.com](mailto:enquiries@bhorukaextrusions.com)

#### Phone

+91-821-4286100

#### Website

[www.bhorukaextrusions.com/system/](http://www.bhorukaextrusions.com/system/)



Website



Product Videos

**BHORUKA**

A YKK AP COMPANY